



How to GO FAST



*Craig's opinions not the
opinions of the Club.*



Photo Contest 2026



Reality: Often the boat with fewest mistakes wins the race.



Goal: Reduce the number of possible mistakes by planning and preparation

D.I.S.C. R.E.A.D.Y.

D.I.S.C. — Before Leaving the Dock

- D — Documents aboard:** Charts, race instructions, course sheets, and racing rules on board and accessible so the skipper and crew have the full picture before departure.
- I — Inspect trim and weight:** Confirm the boat's overall trim with unnecessary weight removed, gear stowed low and centered, and the boat sitting correctly fore-and-aft and side-to-side.
- S — Sails, systems, and hull:** Serviceable sails, a clean hull, and all systems functioning, with the boat set on the proper SLOW / MED / FAST wind-condition settings for rig tension and sail controls.
- C — Confirm safety and communications:** PFDs and required safety gear on board, radio tested and transmitting clearly, and emergency items placed where the crew can reach them.

R.E.A.D.Y. — Underway to the Start

- R — Rehearse the race:** Talk through tides, current, wind direction, expected shifts, mark locations, and the first 10 minutes after the start, using transit time to align on conditions and rehearse if possible.
- E — Everything secured:** Double-check underway that nothing is loose, rolling, or shifting — all bags tied down, lines flaked, and the cockpit clean for maneuvers.
- A — Actions for contingencies:** Skipper reviews instructions for man overboard and over-early starts, clarifying who calls it, how the boat resets, and how to re-enter cleanly.
- D — Debrief the crew:** Crew confirms understanding of roles, maneuver execution, communication style, and any adjustments based on conditions so everyone is aligned for the race.
- Y — You're ready to race:** Registration confirmed, instructions understood, crew settled, and the boat prepared for a clean, competitive start.

D.I.S.C Documents? R.E.A.D.Y

- ❑ **D** — **Documents aboard:** Charts, race instructions, course sheets, and racing rules on board and accessible so the skipper and crew have the full picture before departure.

***“You won’t believe how many times
I got this wrong.”***

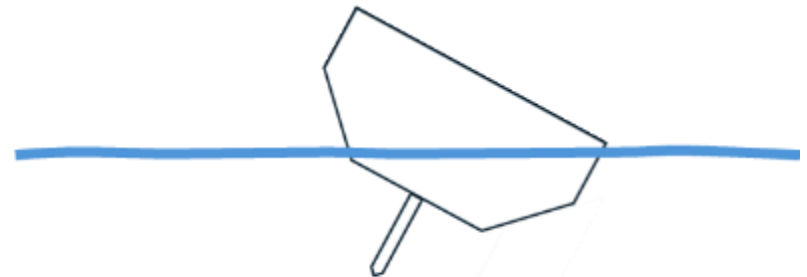
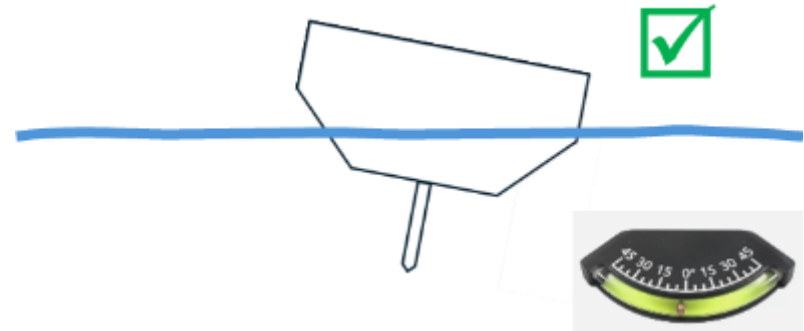
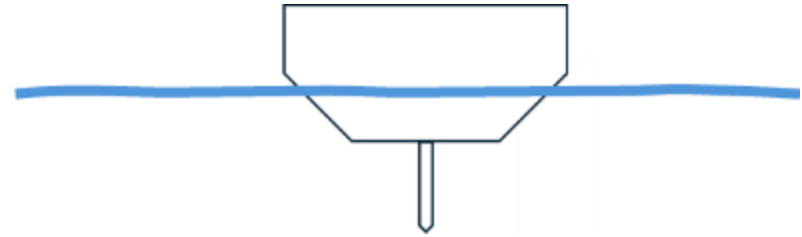
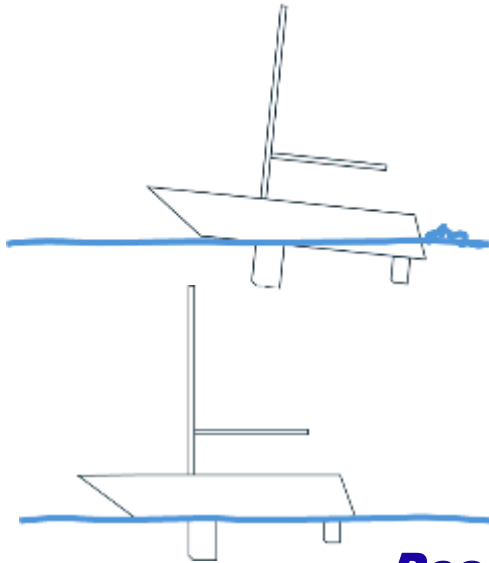


D.I.S.C Inspect (boat)

R.E.A.D.Y

- ❑ **I** — **Inspect trim and weight:** Confirm the boat's overall trim with unnecessary weight removed, gear stowed low and centered, and the boat sitting correctly fore-and-aft and side-to-side.

“You don't need 40 pounds of beverages for a 1-hour race.”



Does your boat float 'level' with no one on it?

D.I.S.C Sails & Systems

R.E.A.D.Y

- ❑ **S** — Sails, systems, and hull:
Serviceable sails, a clean hull, and all systems functioning, with the boat set on the proper SLOW / MED / FAST wind-condition settings for rig tension and sail controls.

Making “Fast” Simpler

- ❑ Dockside rig tension
- ❑ Color code your line
- ❑ Mark deck (blue tape or?)
- ❑ Mark electrical (color code)
- ❑ Mark anchor line
- ❑ Mark tension settings
- ❑ Mark halyards



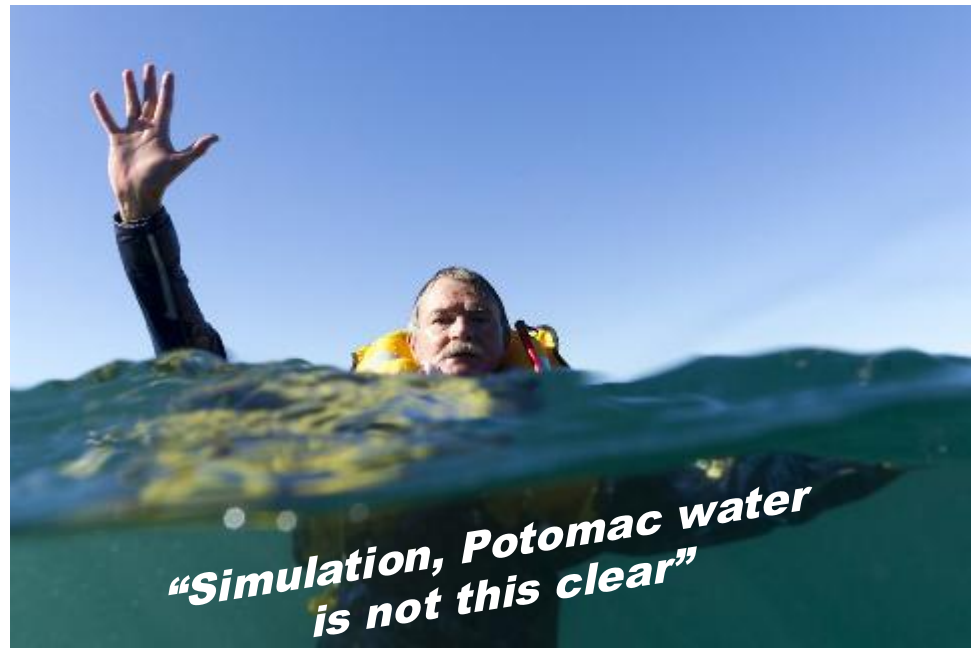
“A Chia Pet bottom... is not fast”

Remove mistakes with markings on boat, winds build and you know exactly what to set the jib cars to...

D.I.S.C. Confirm Safety & Commo

R.E.A.D.Y

- ❑ **C** — **Confirm safety and communications:** PFDs and required safety gear on board, radio tested and transmitting clearly, and emergency items placed where the crew can reach them.



? Age of first-aid kit ?

“Simulation, Potomac water is not this clear”

“Yes, you have to stop racing to render aid...”

D.I.S.C. R.E.A.D.Y.

D.I.S.C. — Before Leaving the Dock

- D — Documents aboard:** Charts, race instructions, course sheets, and racing rules on board and accessible so the skipper and crew have the full picture before departure.
- I — Inspect trim and weight:** Confirm the boat's overall trim with unnecessary weight removed, gear stowed low and centered, and the boat sitting correctly fore-and-aft and side-to-side.
- S — Sails, systems, and hull:** Serviceable sails, a clean hull, and all systems functioning, with the boat set on the proper SLOW / MED / FAST wind-condition settings for rig tension and sail controls.
- C — Confirm safety and communications:** PFDs and required safety gear on board, radio tested and transmitting clearly, and emergency items placed where the crew can reach them.

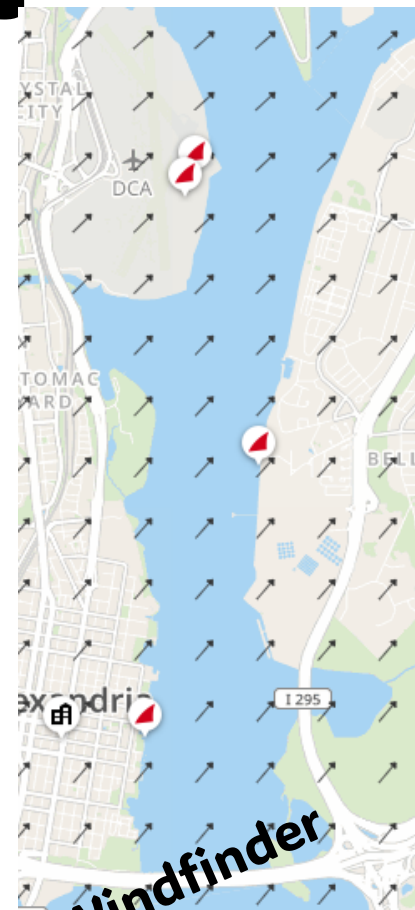
R.E.A.D.Y. — Underway to the Start

- R — Rehearse the race:** Talk through tides, current, wind direction, expected shifts, mark locations, and the first 10 minutes after the start, using transit time to align on conditions and rehearse if possible.
- E — Everything secured:** Double-check underway that nothing is loose, rolling, or shifting — all bags tied down, lines flaked, and the cockpit clean for maneuvers.
- A — Actions for contingencies:** Skipper reviews instructions for man overboard and over-early starts, clarifying who calls it, how the boat resets, and how to re-enter cleanly.
- D — Debrief the crew:** Crew confirms understanding of roles, maneuver execution, communication style, and any adjustments based on conditions so everyone is aligned for the race.
- Y — You're ready to race:** Registration confirmed, instructions understood, crew settled, and the boat prepared for a clean, competitive start.

D.I.S.C. Rehearse..

R.E.A.D.Y

R — **Rehearse the race:** Talk through tides, current, wind direction, expected shifts, mark locations, and the first 10 minutes after the start, using transit time to align on conditions and rehearse if possible.



7:15pm ↑



S-5-2-5-F

“Write down your finish time, (GPS), especially when finishing after sunset.”

<<OR>>

“Take a picture of RC boat as you finish”

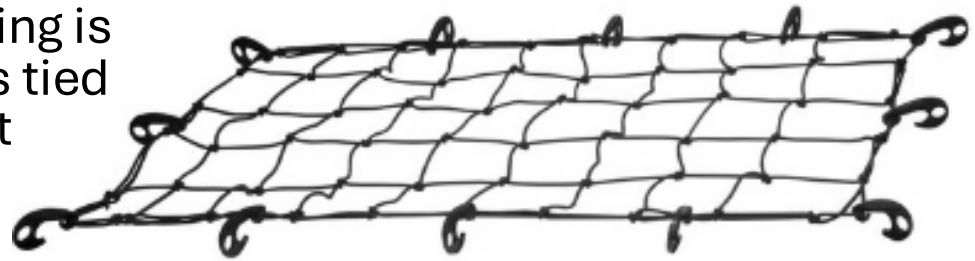
8:41:05 F

D.I.S.C. Rehearse..

R.E.A.D.Y

E — Everything secured:

Double-check underway that nothing is loose, rolling, or shifting — all bags tied down, lines flaked, and the cockpit clean for maneuvers.



“What happens when this boat heels 10 more degrees?”

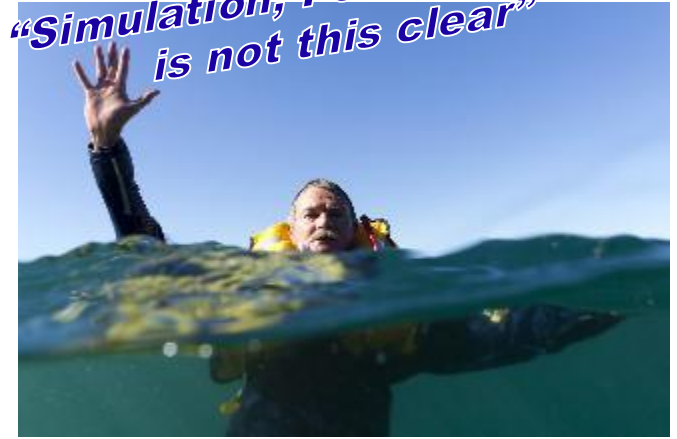
D.I.S.C. Rehearse..

R.E.A.D.Y

❑ A — Actions for contingencies:

Skipper reviews instructions for man overboard and over-early starts, clarifying who calls it, how the boat resets, and how to re-enter cleanly.


“Simulation, Potomac water is not this clear”



“Yes, you have to stop racing to render aid...”



“Two countdown clocks...”



D.I.S.C. Rehearse..

R.E.A.D.Y

- D** — **Debrief the crew:** Crew confirms understanding of roles, maneuver execution, communication style, and any adjustments based on conditions so everyone is aligned for the race.

“Regular crew talk to each other about roles, new crew get as much conversation as possible.”

Spinnaker launch sequence

- Verify lines*
- Who does what...*
- “Set pole”*
- “Trail out guy..”*
- “Launch!”*



D.I.S.C. Rehearse..

R.E.A.D.Y.

- **Y** — You're ready to race:
RC Check-in confirmed,
instructions understood, crew
settled, and the boat prepared
for a clean, competitive start.

“The more prepared you are, the less stress to the windward mark.”



D.I.S.C. R.E.A.D.Y.

D.I.S.C. — Before Leaving the Dock

- D — Documents aboard:** Charts, race instructions, course sheets, and racing rules on board and accessible so the skipper and crew have the full picture before departure.
- I — Inspect trim and weight:** Confirm the boat's overall trim with unnecessary weight removed, gear stowed low and centered, and the boat sitting correctly fore-and-aft and side-to-side.
- S — Sails, systems, and hull:** Serviceable sails, a clean hull, and all systems functioning, with the boat set on the proper SLOW / MED / FAST wind-condition settings for rig tension and sail controls.
- C — Confirm safety and communications:** PFDs and required safety gear on board, radio tested and transmitting clearly, and emergency items placed where the crew can reach them.

“Take pictures, and post on DISC Facebook site.”

R.E.A.D.Y. — Underway to the Start

- R — Rehearse the race:** Talk through tides, current, wind direction, expected shifts, mark locations, and the first 10 minutes after the start, using transit time to align on conditions and rehearse if possible.
- E — Everything secured:** Double-check underway that nothing is loose, rolling, or shifting — all bags tied down, lines flaked, and the cockpit clean for maneuvers.
- A — Actions for contingencies:** Skipper reviews instructions for man overboard and over-early starts, clarifying who calls it, how the boat resets, and how to re-enter cleanly.
- D — Debrief the crew:** Crew confirms understanding of roles, maneuver execution, communication style, and any adjustments based on conditions so everyone is aligned for the race.
- Y — You're ready to race:** Registration confirmed, instructions understood, crew settled, and the boat prepared for a clean, competitive start.



Questions



Backup

The Start

- Be on the favored side in a clear lane with speed
- Have a bail-out plan
- Often current beats favored position
- Watch your blind spot before start
- Brief a crew to focus on the radio to validate “all clear.” A couple of positions versus a bad race.
- Watch for the EPIC wind shift
- Light wind (caution)
- Tack out of bad air, once underway
- WATCH YOUR DEPTH GAUGE



The Race

- Know the course
- Heavy things on the floor near keel
- Hiking is “fun” (rail covers) (hip bones inside)
- Two stopwatches (6m) (5m)
- Two radios (69) (16)
- Know when to choose the “safe” route
- Don’t stop racing, each point counts
- Weeds?
- Anchor can be a low-wind weapon
- WATCH YOUR DEPTH GAUGE
- Write down time or take a picture of GPS time when crossing



After Action

- Take pictures of things that went well, settings, crew work.
- Dry sailed boats, hose off slime after race
- Turn off electronics / radios
- Don't vapor lock below deck
- Check gas vent / level
- Wet gear plan
- Note broken or frayed gear
- After-action: Non retribution talk about improvements and a focus on what went right
- Roll-Call for next race
- Review / Verify results (24 hrs)
- Review online tools, average speed, etc.

